

ACTIVITIES TODATE.....

1. Formation of the Ultrasound Committee

The ultrasound committee members were appointed in May 2022 where members were selected based on nomination from their national societies, AOFOG country zones and specific ultrasound interests. The committee was led by Dr Voon Hian Yan (Chair; MALAYSIA), Dr Urjindelger Tserensambuu (Member; MONGOLIA), Dr Jose Garcia Flores (Member; AUSTRALIA), Dr Sandesh Poudel (Member; NEPAL) and Dr Archana Baser (Member; INDIA). Dr Nelinda Catherine Pangilinan (outgoing AOFOG Ultrasound Chairperson) was requested to stay on as the advisor.

2. ISUOG Symposia Asia


The inaugural ISUOG Symposia Asia 2022 was held from the 19-20th November 2022 and was co-organized by the Ultrasound Committee of AOFOG. It was attended by more than 500 specialists, sonographers and trainees.

AOFOG collaborated with ISUOG to offer our members an exclusive 20% discount on the registration fees. In addition, members of the AOFOG executive committee were given complimentary access to the event. The scientific event in OBGYN offered the opportunity to engage with expert regional speakers and renowned international faculty on topics which impact regions in Asia.



Saturday 19 November

Great obstetrical syndromes

Session collaboration with  AOFOG

Welcome and introduction	Co-Chair, Hian Yan Dan Voon (Malaysia) Co-Chair, Nelinda Catherine Pangilinan (Philippines)
Introduction from AOFOG President	Pisake Lumbiganon, (Thailand)
Is uterine artery Doppler the only ultrasound tool for prediction of preeclampsia?	Fabrcio da Silva Costa (Brazil)
Demonstration of techniques: uterine artery and ophthalmic artery	An Chi Mu (United Kingdom)
Screening and prevention of pre-eclampsia in multiple pregnancies	Jon Hyett (Australia)
Cervical length screening: TA or TV?	Hian Yan Voon (Malaysia)
Screening for GDM: is sonographic maternal fat assessment feasible?	Narelle Kennedy (Australia)

You can see the full [ISUOG International Symposium program](#) on the ISUOG website.

[Register here](#) and as a AOFOG member, you can receive an exclusive 20% discount by using the code **ASIA2220PC01** when registering for the event.



Caption: A dedicated session by AOFOG in partnership with ISUOG during the Symposia

3. Clinical Vignettes in O&G Ultrasound: AFOG-NESOG

On the 3rd of December 2022, Clinical Vignettes in O&G Ultrasound was held online. This collaboration between Nepal Society of Obstetricians & Gynaecologists (NESOG) and AFOG was mooted as a continuity of the previous AFOG Ultrasound Committee, where targeted country-specific webinars were held. It was deemed beneficial as the needs of each AFOG member country differed.

Speakers comprised of the Ultrasound Committee members Dr Voon Hian Yan (Malaysia), Dr Jose Garcia Flores (Australia), Dr Urjindelger Tserensambuu (Mongolia), Dr Archana Baser (India). NESOG member and Maternal Fetal Medicine specialist Dr Rosina Manandhar (Nepal) gave a local flavour to the event and Dr Sandesh Poudel moderated the session flawlessly.

More than 150 participants were present and gauging by the overwhelming number of questions posed by the participants, the event managed to generate significant interest amongst members of NESOG. The committee is grateful to Dr Prof Pisake, Dr Rohana and Dr Ganesh Dangal of NESOG for gracing the event.









Webinar
**Clinical Vignettes
in O&G Ultrasound**

Organized by: **AFOG Ultrasound Committee**
Supported by: **Nepal Society of Obstetricians and Gynaecologists
and GE Healthcare**


Saturday, December 3, 2022 1000-1230 hrs Nepal Standard Time (GMT +5:45) ZOOM

Speakers


Officiated by

 Prof Pisake Lumbiganon (President AFOG)	 Dr Ganesh Dangal (President NESOG)	 Dr Rohana Haththotuwa (Sec General, AFOG)		
 Dr Voon Hian Yan (Chair of Ultrasound Committee)	 Dr Urjindelger Tserensambuu (Head of Reproductive Outpatient Unit, NMCH Mongolia)	 Dr Archana Baser (Director Akash Hospital, Indore, India)	 Dr Jose Garcia Flores (Staff Specialist, Royal Prince Alfred Hospital)	 Dr Rosina Manandhar (Maternal Fetal Medicine Specialist, Nepal Mediciti)


Caption: Flyers from the Webinar




Key points



- Chorionicity
- Labeling
- Doppler change of umbilical artery, MCA, DV
- Classification
- Determining appropriate time for delivery is challenging
- ACT: beneficial in late preterm birth, dosage- same as singleton
- Twin-specific growth charts

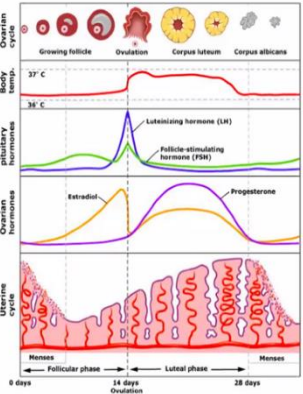


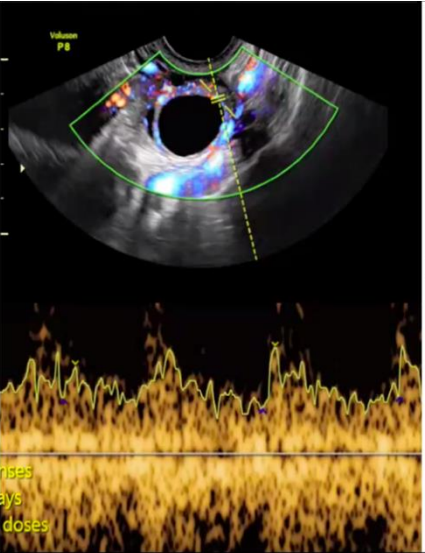
Dr Urjindelger Tserensambuu



Caption: Dr Urjindelger Tserensambuu in action discussing about multiple pregnancy


Dialogue between hormones and vessels





Vulvum P 8

rises
ays
doses



Dr Archana Baser

Caption: Dr Archana Baser discussing about the use of ultrasound in initial fertility assessment